



Electrical mounting kits

The Durwen **electrical mounting kits** are used to supply power to the solenoid valve on the attachment. For a complete mounting set you always need module 1: switch set, module 2: cable set (optionally 2a, 2b or 2c) and module 3: connection cable. The bundles on the next page allow you to choose complete mounting sets.


Module 1: Switch set

part-no.:	picture	remarks
1840061		Switch set with cable from inside cabin to mast transfer point on forklift side



Module 2a: Cable set with deflection roller

part-no.:	picture	remarks
1840062		Cable with return pulley from transfer point mast on forklift side via mast to transfer point on attachment side, up to 9000 mm


Module 2b: Cable set with spiral cable

part-no.:	picture	remarks
1840086		Spiral cable from transfer point mast on forklift side via mast to transfer point on attachment side up to 9000 mm

Module 2c: Cable set with electric spring cable drum including holder

part-no.:	picture	remarks
1840068		Electric cable reel with cable from transfer point mast on forklift side, via mast to transfer point on attachment side, up to 7000 mm
1840069		Electric cable reel with cable from transfer point mast on forklift side, via mast to transfer point on attachment side, up to 12000 mm

Module 3: Connection cable

part-no.:	picture	remarks
1840063		Connection cable between transfer point fork carriage side to solenoid valve on the attachment

Electrical mounting kits



simplex, no freelif



simplex, duplex,
with or without freelif



all most types including simplex,
duplex, triplex, quadruplex
with or without freelif

Bundles

bundle-no.:	part-no.:	picture
1	1840064	<p>consisting of module 1, 2a, 3</p>
2	1840065	<p>consisting of module 1, 2b, 3</p>
3	1840066	<p>consisting of module 1, 2c, 3 (up to 7000 mm)</p>
4	1840067	<p>consisting of module 1, 2c, 3 (up to 12000 mm)</p>