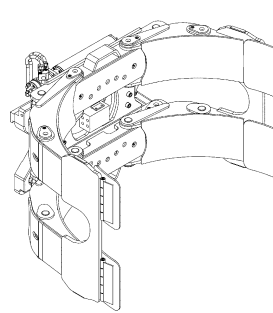
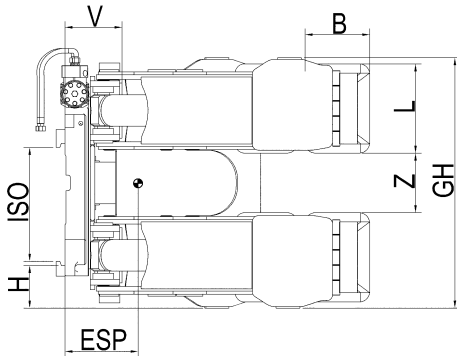
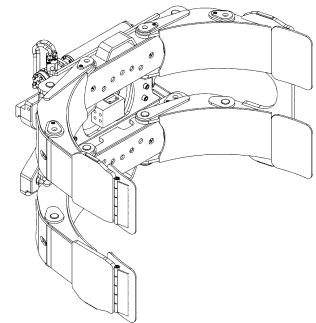


# Paper roll clamp 360°

**PRK 25**  
**ISO II/III**



long arm unsplit



long arm split

| type                             | capacity<br>kg<br>LC mm | min.<br>carriage<br>mm | ISO    | roll diameter<br>min - max<br>mm | short<br>arm | GH<br>mm | contact plates<br>B x L<br>mm | Z<br>mm | H<br>mm | V<br>LLC<br>mm | COG/ESP<br>hor.<br>mm | COG/ESP<br>vert.<br>mm | weight<br>kg |
|----------------------------------|-------------------------|------------------------|--------|----------------------------------|--------------|----------|-------------------------------|---------|---------|----------------|-----------------------|------------------------|--------------|
| <b>PRK 25 - Long arm unsplit</b> |                         |                        |        |                                  |              |          |                               |         |         |                |                       |                        |              |
| PRK 25 B - 11                    | 2000/575                | 950                    | II/III | 250 - 1150                       | powered      | 840      | 220x300                       | 200     | 143     | 184            | 200                   | 282                    | 565          |
| PRK 25 S - 11                    | 2000/575                |                        |        | 400 - 1150                       | fixed        |          |                               |         |         |                | 200                   |                        | 515          |
| PRK 25 B - 13                    | 1800/650                |                        |        | 250 - 1300                       | powered      |          |                               |         |         |                | 215                   |                        | 580          |
| PRK 25 S - 13                    | 1800/650                |                        |        | 400 - 1300                       | fixed        |          |                               |         |         |                | 215                   |                        | 530          |
| PRK 25 B - 14                    | 1700/700                |                        |        | 250 - 1400                       | powered      |          |                               |         |         |                | 225                   |                        | 590          |
| PRK 25 S - 14                    | 1700/700                |                        |        | 600 - 1400                       | fixed        |          |                               |         |         |                | 225                   |                        | 540          |
| PRK 25 B - 15                    | 1600/760                |                        |        | 250 - 1520                       | powered      |          |                               |         |         |                | 235                   |                        | 615          |
| PRK 25 S - 15                    | 1600/760                |                        |        | 600 - 1520                       | fixed        |          |                               |         |         |                | 235                   |                        | 580          |
| PRK 25 B - 16                    | 1500/800                |                        |        | 250 - 1600                       | powered      |          |                               |         |         |                | 248                   |                        | 653          |
| PRK 25 S - 16                    | 1500/800                |                        |        | 600 - 1600                       | fixed        |          |                               |         |         |                | 248                   |                        | 600          |
| <b>PRK 25 - Long arm split</b>   |                         |                        |        |                                  |              |          |                               |         |         |                |                       |                        |              |
| PRK 25 TB - 11                   | 2000/575                | 950                    | II/III | 250 - 1150                       | powered      | 840      | 220x300                       | 200     | 143     | 184            | 195                   | 282                    | 560          |
| PRK 25 TS - 11                   | 2000/575                |                        |        | 400 - 1150                       | fixed        |          |                               |         |         |                | 195                   |                        | 510          |
| PRK 25 TB - 13                   | 1800/650                |                        |        | 250 - 1300                       | powered      |          |                               |         |         |                | 210                   |                        | 575          |
| PRK 25 TS - 13                   | 1800/650                |                        |        | 400 - 1300                       | fixed        |          |                               |         |         |                | 210                   |                        | 525          |
| PRK 25 TB - 14                   | 1700/700                |                        |        | 250 - 1400                       | powered      |          |                               |         |         |                | 220                   |                        | 585          |
| PRK 25 TS - 14                   | 1700/700                |                        |        | 600 - 1400                       | fixed        |          |                               |         |         |                | 220                   |                        | 535          |
| PRK 25 TB - 15                   | 1600/760                |                        |        | 250 - 1520                       | powered      |          |                               |         |         |                | 240                   |                        | 610          |
| PRK 25 TS - 15                   | 1600/760                |                        |        | 600 - 1520                       | fixed        |          |                               |         |         |                | 240                   |                        | 572          |
| PRK 25 TB - 16                   | 1500/800                |                        |        | 250 - 1600                       | powered      |          |                               |         |         |                | 245                   |                        | 648          |
| PRK 25 TS - 16                   | 1500/800                |                        |        | 600 - 1600                       | fixed        |          |                               |         |         |                | 245                   |                        | 595          |

- 2 hydraulic functions required
- includes hoses and couplings
- optional surfaces see page 72
- other surfaces upon request
- centre cover upon request

- 160 bar pressure at entry required, less pressure results in less clamping force
- powered short arm sequential movement as standard, positioning at 45°, choose on order (no add-on price)
- 0° arm design upon request

- one piece contact plate per arm upon request
- load extender upon request
- quick release hooks ISO II/III upon request
- force options see page 249



image shows unit complete with optional centre cover